



Year One Weekly Letter

Thursday 7th April - Happy Easter!

Thank you all for the effort you put into decorating the eggs and bonnets.

We were so impressed!

The children loved showing each other.

This week we have...

Made Easter biscuits

Completed some writing about the Easter Story

Recapped some of the maths from the last few weeks

Made Easter Cards

Enjoyed egg rolling and an Easter egg hunt.

Learnt a song for our Easter service

WOW Challenge

MATHS

Keep recapping your numbers to 100....counting forwards and backwards and counting on from a given number. See the challenges attached.

READING

Keep reading daily! Do you know all the red words attached?




Can you fill in the missing numbers?


1				5	6	7	8	9	10
11	12	13				17	18	19	20
21	22	23	24	25		27	28	29	30


Name _____


Finish the Sequence

Directions: Count from the number in the acorn. Write the missing numbers.












A thinking routine product. © 2011 by Amy Nelson. All rights reserved.

Fill in the missing numbers. Count by 10s.

 A. 10, _____, 30, _____, 50, _____

 B. 30, _____, 50, _____, 70, _____

 C. 50, _____, 70, _____, 90, _____

Which numbers are hidden?

1	2	3	4	5	6	7	8	9	10
11	12		14	15	16	17	18		20
	22	23	24	25	26		28	29	30
31	32	33	34	35	36	37	38	39	40
41	42		44		46	47	48	49	
51	52	53	54	55	56	57	58	59	60
61	62	63	64	65	66	67		69	70
71	72	73		75	76	77	78		80
	82	83	84	85	86	87	88	89	90
91	92	93	94	95		97	98	99	100

I can count backwards from 100.

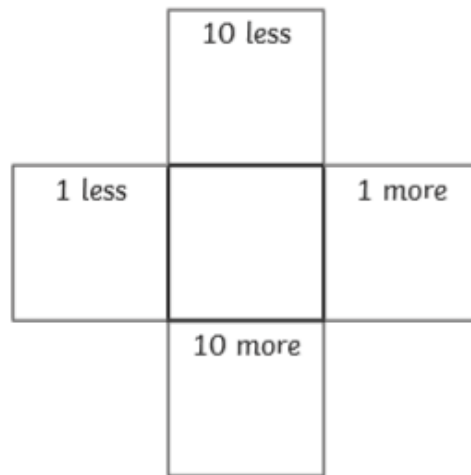
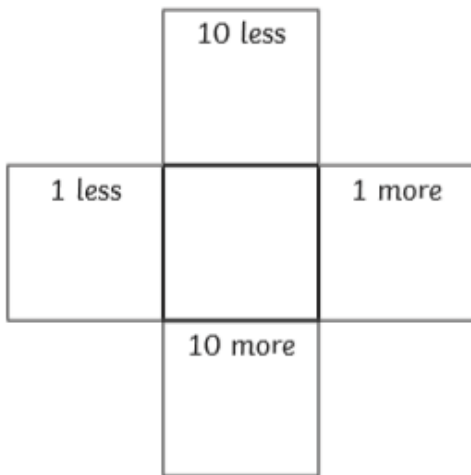
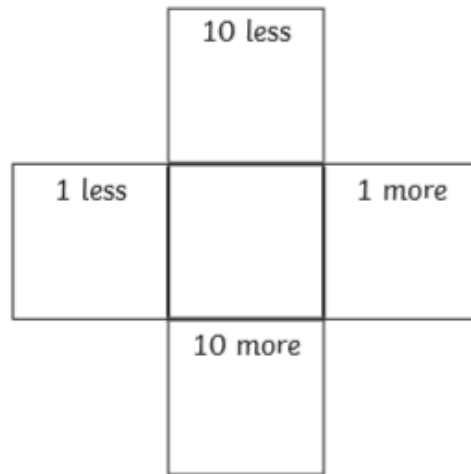
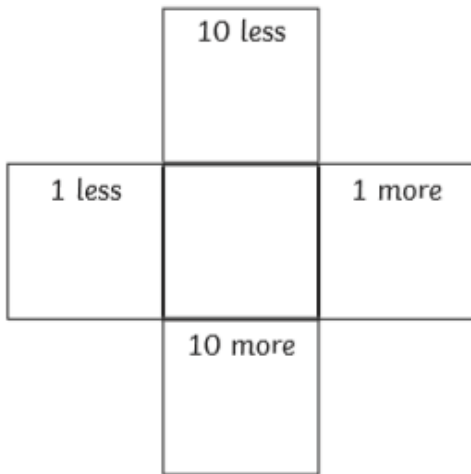


start at:

stop at:


1	2	3	4	5	6	7	8	9	10
11	12	13	14	15	16	17	18	19	20
21	22	23	24	25	26	27	28	29	30
31	32	33	34	35	36	37	38	39	40
41	42	43	44	45	46	47	48	49	50
51	52	53	54	55	56	57	58	59	60
61	62	63	64	65	66	67	68	69	70
71	72	73	74	75	76	77	78	79	80
81	82	83	84	85	86	87	88	89	90
91	92	93	94	95	96	97	98	99	100
101	102	103	104	105	106	107	108	109	110

1	2	3	4	5	6	7	8	9	10
11	12	13	14	15	16	17	18	19	20
21	22	23	24	25	26	27	28	29	30
31	32	33	34	35	36	37	38	39	40
41	42	43	44	45	46	47	48	49	50
51	52	53	54	55	56	57	58	59	60
61	62	63	64	65	66	67	68	69	70
71	72	73	74	75	76	77	78	79	80
81	82	83	84	8	86	87	88	89	90
91	92	93	94	95	96	97	98	99	100



Play this game with someone at home!

Snakes and Ladders



You will need...

- The Snakes and Ladders Board Game board
- A dice
- A counter per player

How to play...

1. Players take it in turns to roll the dice. The player with the highest number goes first, the person with the second highest goes second and so on.
2. The player moves the counter the number of spaces shown on the dice.
3. If a player lands on a snake's head, the player's counter slides down to the square at the snake's tail.
4. If a player lands on the bottom of a ladder, the player's counter climbs up to the square at the top of the ladder.
5. The first player to reach 100 is the winner!

100	99	98	97	96	95	94	93	92	91
81	82	83	84	85	86	87	88	89	90
80	79	78	77	76	75	74	73	72	71
61	62	63	64	65	66	67	68	69	70
60	59	58	57	56	55	54	53	52	51
41	42	43	44	45	46	47	48	49	50
40	39	38	37	36	35	34	33	32	31
21	22	23	24	25	26	27	28	29	30
20	19	18	17	16	15	14	13	12	11
1	2	3	4	5	6	7	8	9	10

he	me	we
she	be	no
so	go	old
her	saw	my
by	why	now
how	down	over
school		

I	the	you
your	said	was
are	of	want
they	to	do
does	all	call

